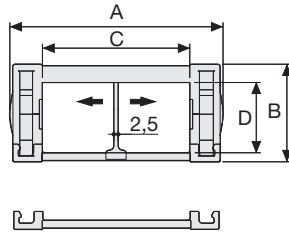


# Serie Medium

## SR305A Nylon Cable Chain with removable frames

### Inner height (D) 24 mm

Double share single link joining construction with large anti-friction single-pin. Frames removable from inner radius. Vertical separators are available. Wide frames on outer radius offer good protection. Due to its design with double-share lateral side, the chain is very robust, meanwhile offering very low friction.



### Separator

- Unassembled	Part.no S305
- Assembled	Part.no S305MC

### Pin

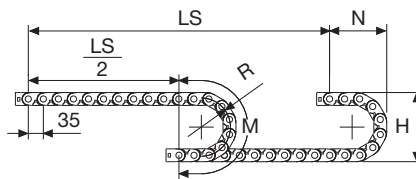
Part.no PG305

### Technical characteristics when self-supported

Speed	10 m/s
Acceleration	50 m/s <sup>2</sup>

For higher requirements please consult our technical dept.

A	B	C	D	R	Weight/m	Chain
mm	mm	mm	mm	mm	kg	Part Number
54	30	30	24	50	0,85	SR305A008
54	30	30	24	70	0,85	SR305A010
54	30	30	24	120	0,85	SR305A020
54	30	30	24	150	0,85	SR305A050
74	30	50	24	50	0,95	SR305A009
74	30	50	24	70	0,95	SR305A030
74	30	50	24	120	0,95	SR305A040
74	30	50	24	150	0,95	SR305A060



R	H	N	M
mm	mm	mm	mm
50	130	105	230
70	170	120	290
120	270	175	450
150	330	205	545

Length of chain (L)

Half travel distance ( $\frac{LS}{2}$ )  
plus length of curve (M)

$$L = \frac{LS}{2} + M$$



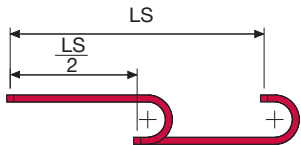
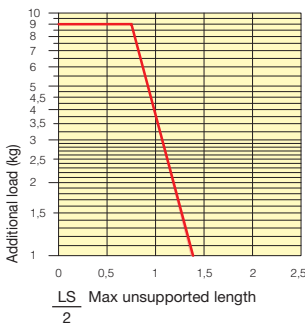
Serie Medium

**SR305A**  
Nylon Cable Chain  
with removable frames



**Self-Supporting Capacity Diagram**

The maximum length of the self-supporting capacity ( $\frac{LS}{2}$ ) in relationship to the weight of the cables and hoses contained per linear metre.



The red marking in the diagram area considers the difference of weight between various widths of chain.

For applications with  $\frac{LS}{2}$  and weights not included in the area of the diagram showing self-supporting capacity, verify the possible use of support rollers (see page 30).

**End Brackets**

The end brackets set allows the two ends of the chain to be attached to the equipment.

**Nylon Type**

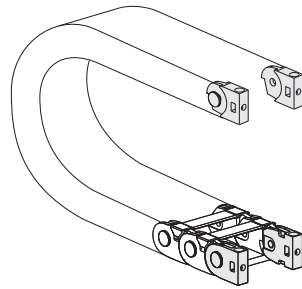


Fig. A  
The chain can be fixed frontally, inner or outer radius. (Fig A)

**Bright Zinc Plated Steel Type\***

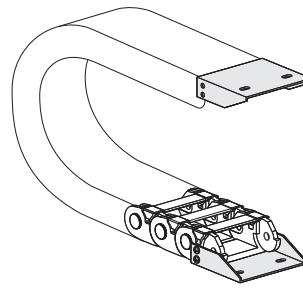
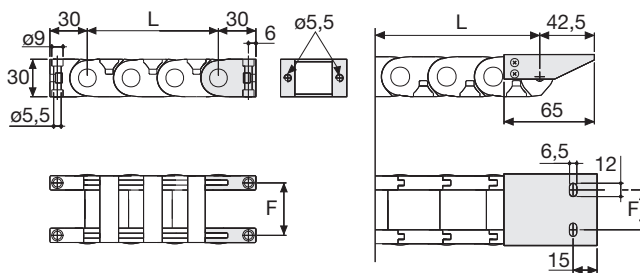


Fig. B  
Chain fixed outside the radius. (Fig B)  
See end brackets mounting variations page 31.



Chain Type	F mm
SR305A C=30	42,5
SR305A C=50	62,5

Chain Type	F mm
SR305A C=30	30,5
SR305A C=50	50,5

**Nylon Type Part Numbers**

Complete Set Assembled	
Chain	End Brackets
Type	Set
SR305A C=30	AN305KM
SR305A C=50	AN305KM



Complete Set Unassembled	
Chain	End Brackets
Type	Set
SR305A C=30	AN305K
SR305A C=50	AN305K

**Bright Zinc Plated Steel Type Part Numbers**

Complete Set Assembled	
Chain	End Brackets
Type	Set
SR305A C=30	AP305AKM1
SR305A C=50	AG305AKM1

Complete Set Unassembled	
Chain	End Brackets
Type	Set
SR305A C=30	AP305AK1
SR305A C=50	AG305AK1

\*Available on request in stainless steel



How to open the cover.

Special tool to remove the connecting pivots:  
Part Number PZ010.

For further information please consult Brevetti Stendalto's Technical Office